

PAY YOUR TAXES ONLINE - INSTRUCTIONS

1. Click on the "Property Look-up" link
2. Enter your PIN# or Address
3. Click on Submit

Property Look Up Information Choose text size: **A** | **A** | **A**

Search Criteria

Choose one of the following searches: Find Your Property to use E-Pay!

Property Identification Number (PIN):

- or -

Property Address: House/Bldg Number:

Property Street Name*:

Note: Omit street type ("Grand" not "Grand Avenue")

Match the Street Name exactly

* indicates that field is required

- or - View Street Names that Begin with: [1](#) | [2](#) | [3](#) | [4](#) | [5](#) | [6](#) | [7](#) | [8](#) | [9](#)
[A](#) | [B](#) | [C](#) | [D](#) | [E](#) | [F](#) | [G](#) | [H](#) | [I](#) | [J](#) | [K](#) | [L](#) | [M](#)
[N](#) | [O](#) | [P](#) | [Q](#) | [R](#) | [S](#) | [T](#) | [U](#) | [V](#) | [W](#) | [X](#) | [Y](#) | [Z](#)


4. Next you will see a screen with the PIN# and corresponding Address

5. Click on the red underlined PIN#

Property Look Up Information Choose text size: **A** | **A** | **A**

[New Property Search](#) > Property Search Results Note: Click on a PIN (Property ID#) to continue

PIN (Property ID#)	Number	Street Address	City
33.29.23.14.0142	1653	Charles Ave	St. Paul

 Database Last Refreshed 04-09-2008
Copyright 2003 Ramsey County
Email: PropertyTaxInfo@co.ramsey.mn.us

6. Click on the Go to E-Pay link on the top of the screen near your property identification number

Quick Information

[Go to E-Pay](#)



Property Identification Number (PIN) 33.29.23.14.0142
Property Address 1653 Charles Ave
St. Paul 55104-2227
Property Recorded As Both Torrens and Abstract (Verify with Recorder's office)

7. Click on the E-Pay link next to the text Pay Electronically and verify the information.

Tax Payment Information

Property Identification Number (PIN) 33.29.23.14.0142
Property Address 1653 Charles Ave
St. Paul 55104-2227
Delinquent Taxes Due No

First Half Due 05-15-2008

Original Amount Due \$1,196.00
Payments Made \$0.00
Balance Due \$1,196.00

Second Half Due 10-15-2008

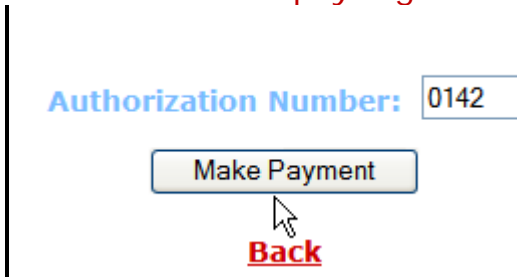
Original Amount Due \$1,196.00
Payments Made \$0.00
Balance Due \$1,196.00

Total Balance Due \$2,392.00

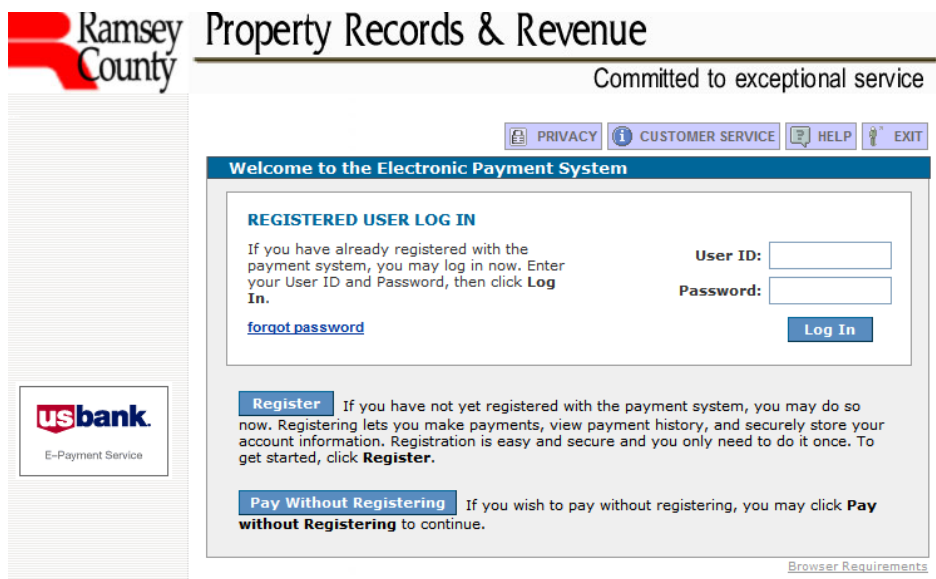
Pay electronically: [E-Pay](#)



8. Write down the Authorization Number on a piece of paper, then click on the Make Payment button on the bottom of your screen. You will need this number for the e-pay registration process.



9. You should now be at the screen to make payment. You may "Register" as a user or "Pay Without Registering".



Why Register?

By creating a profile you can login in and manage your payments without having to look-up information each time. In addition, you can conveniently pay for multiple parcels.

If you select Pay Without Registering, you will advance to this screen to complete payment

